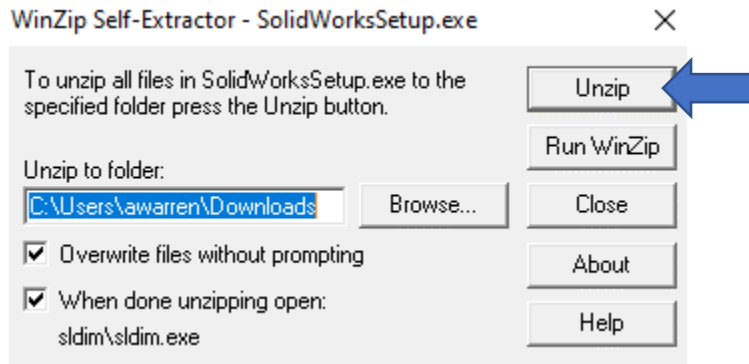
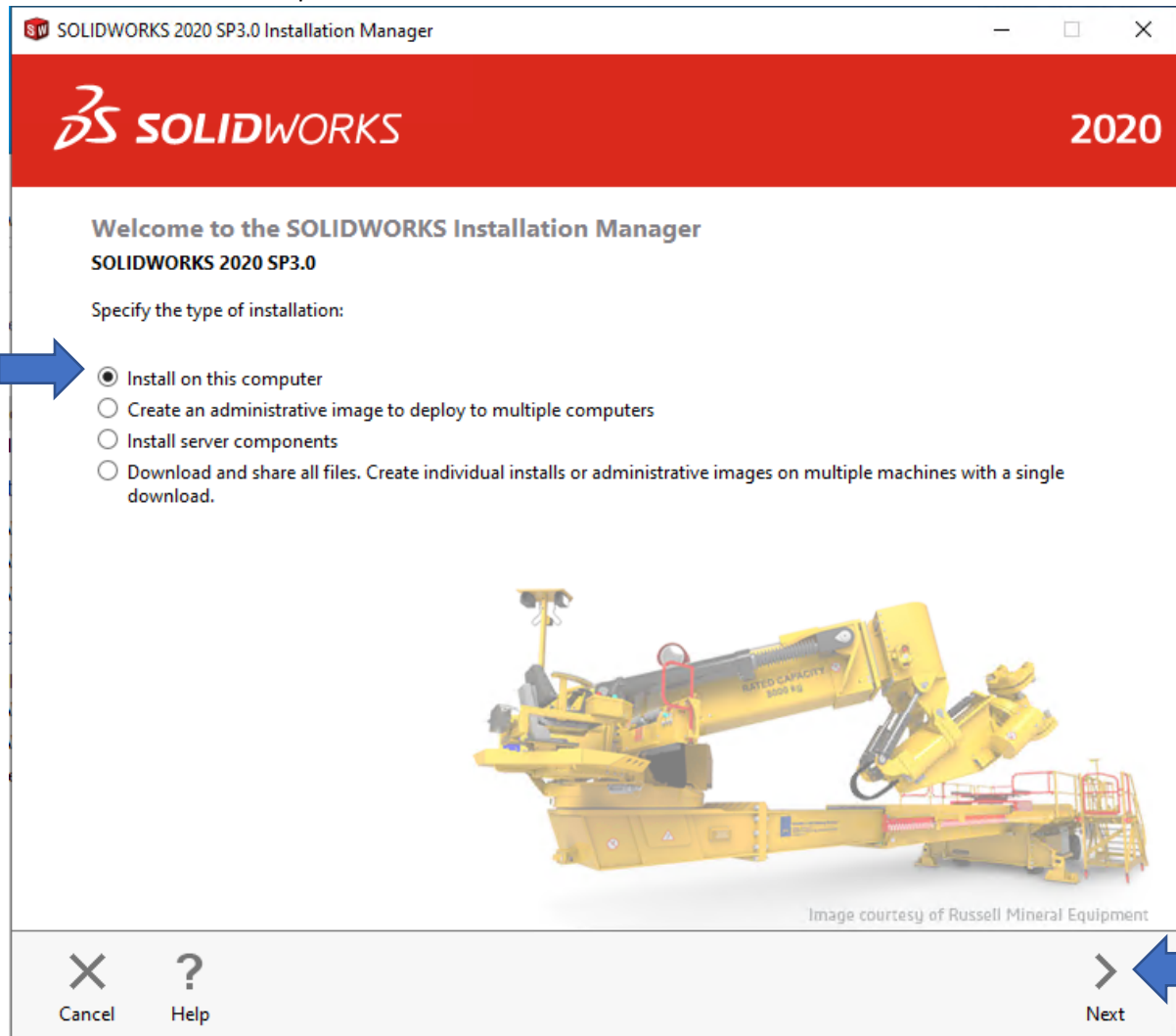


# Solidworks 2020 -2021 Install Guide for Home and Personal Computers

1. Open SolidWorksSetup.exe and click the Unzip button.



2. Select Install on this computer then click the next arrow.



3. Under 3D Design check Solidworks and enter the serial number then click the next arrow.

SOLIDWORKS 2020 SP3.0 Installation Manager

**SOLIDWORKS** 2020

**Serial Number**  
Enter your serial number information or log in to automatically populate serial numbers [Log in](#)

3D Design

SOLIDWORKS 9020 0131 1002 6139 GFCD H5HK

Visualization  
Visualize, Visualize Boost

Simulation  
Flow Simulation, Motion, Plastics, Simulation

CAM ⓘ  
CAM

Technical Communication  
Composer, Composer Player Pro, Inspection, MBD

Electrical Design  
Electrical Schematic, PCB

Cancel Help Back Next

4. To the right of Products click the Change pen.

SOLIDWORKS 2020 SP3.0 Installation Manager

**SOLIDWORKS** 2020

**Summary**  
This is a new installation of 2020 SP3.0.

Products [Change](#)

SOLIDWORKS: PhotoView 360, SOLIDWORKS Toolbox, SOLIDWORKS Routing, ScanTo3D, TolAnalyst, CircuitWorks, SOLIDWORKS Costing, Design Checker, Example Files, Manuals, Help Files  
SOLIDWORKS Languages: English  
eDrawings  
SOLIDWORKS Flow Simulation  
SOLIDWORKS Plastics  
SOLIDWORKS Electrical: Electrical Client (SOLIDWORKS Electrical Schematic, SOLIDWORKS Electrical 3D), Electrical Server (Collaborative Server, Application Data)

Download Options [Change](#)

Installation Location [Change](#)

Toolbox/Hole Wizard Options [Change](#)

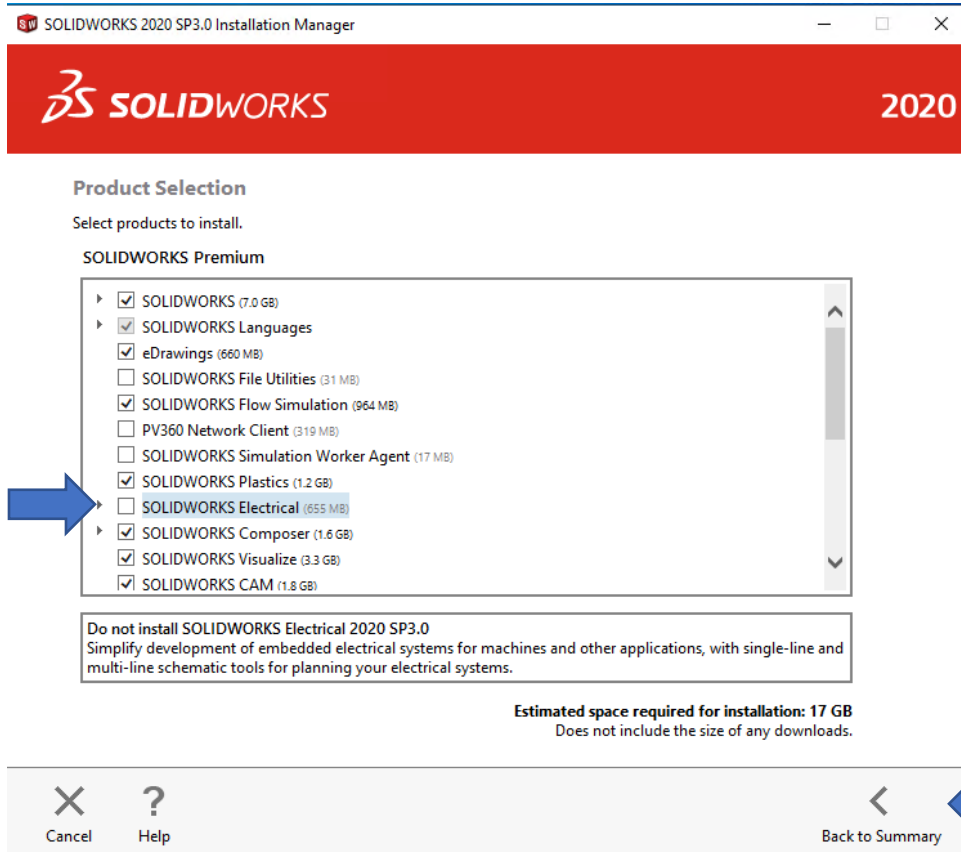
Electrical Options [Change](#)

I accept the terms of the SOLIDWORKS [License Agreement](#)

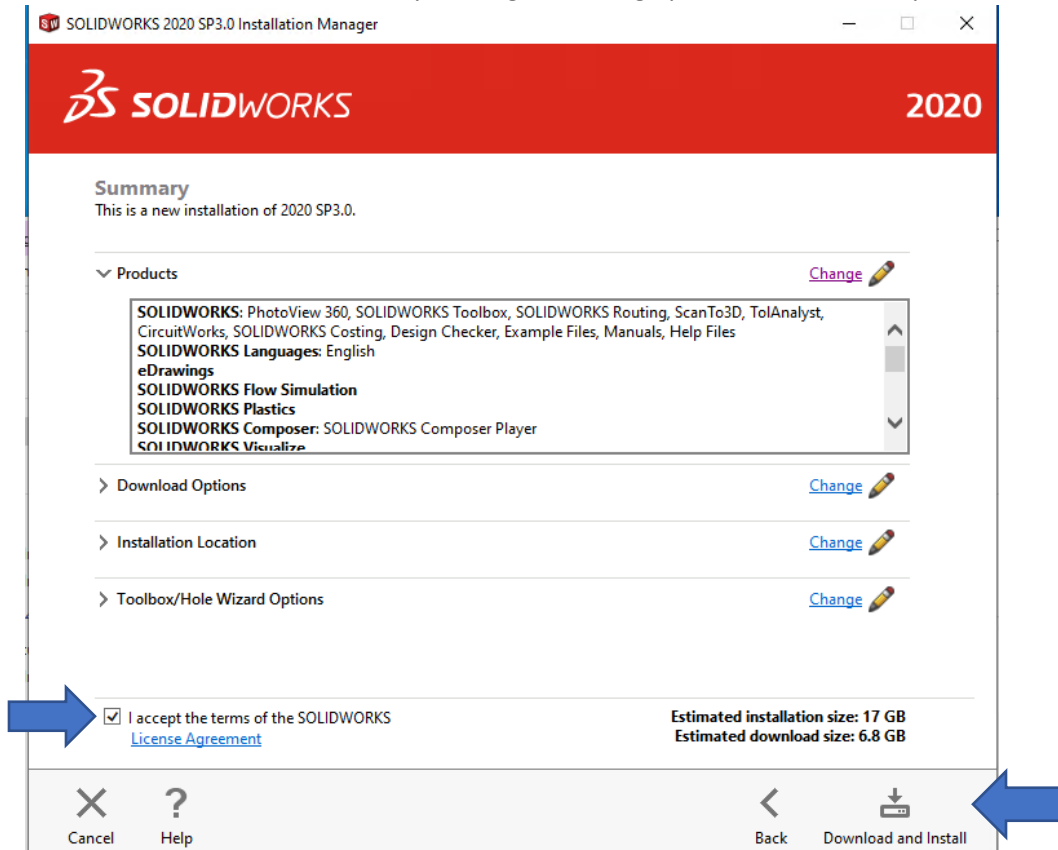
Estimated installation size: 18 GB  
Estimated download size: 7.3 GB

Cancel Help Back Download and Install

5. Uncheck Solidworks Electrical then click the Back to Summary arrow.



6. Check that you accept the License Agreement then click Download and Install. You can also change the Download and Install locations by clicking the Change pens next to those options.



7. Wait for Solidworks to download and install then you are finished.